




OIL ANALYSIS PROGRAMS

Oil analysis is the laboratory assessment of an oil sample and generally monitors for oil condition, contamination, and component wear.

A well implemented oil analysis program gives you a window inside your equipment so you can identify and resolve problems at an early stage, mitigating unrecoverable downtime.



Optimize the life of your equipment!

Since oil life can vary depending on operating conditions - environment, idle time, extended downtime, asset criticality - routine oil analysis can help you identify trends and make informed repair and maintenance decisions. Fluid Life oil analysis tests and packages allow you to pinpoint and solve equipment problems by providing a full range of information on both the lubricant and the machine.

Individual Tests

Fluid Life offers a variety of individual oil analysis tests to monitor fluid properties, contamination and wear debris. Oil analysis can be done for a variety of machine components including engines, hydraulics, gearboxes, compressors, gas/steam turbines, bearings and pumps.

Industry Segmented Testing Packages

Industry segments are unique, and so are their testing requirements. To address these unique needs, we created industry segmented testing packages geared towards the Plant, Mine Mobile, Oil & Gas and Transportation sectors. These programs ensure that you get the most appropriate testing program for your industry and your equipment.




Benefits of Routine Oil Analysis



IMPROVE PLANNING & SCHEDULING

- Identify problems at an early stage
- Reduce unplanned maintenance
- Guide planning for upcoming service work



MONITOR IMPROVEMENT INITIATIVES

- Monitor/change equipment maintenance plan
- Manage your contamination control program
- Identify and eliminate repetitive problems



LOWER OPERATING & CAPITAL COSTS

- Reduce maintenance and lubrication costs
- Obtain maximum use of lubricants in service

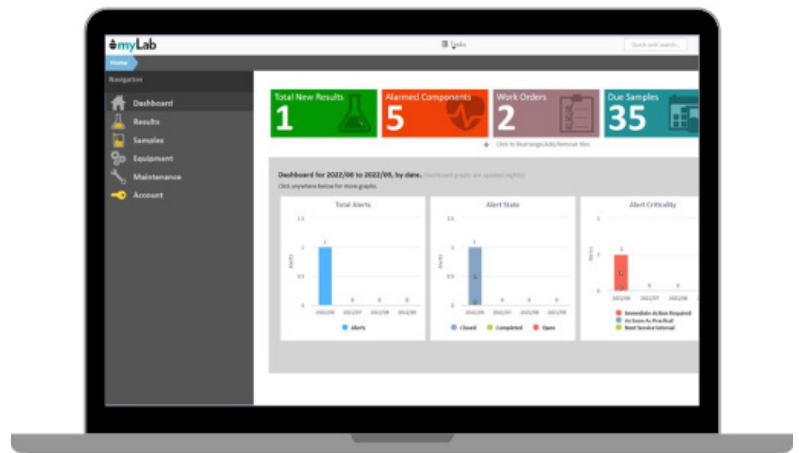


MAINTAIN EQUIPMENT RELIABILITY

- Improve machine reliability
- Achieve component life extension

Program Features

- ISO 17025 laboratory quality system
- Industry-specific testing packages
- Flexible sample registration options
- Expedient freight options
- Next day laboratory turnaround
- Convenient and flexible reporting options
- Sample Rank™ results evaluation
- myLab™ online data management toolkit
- Reliability consulting services
- Four laboratories across North America and 40+ years experience
- Professional training seminars
- Customer Care toll-free support



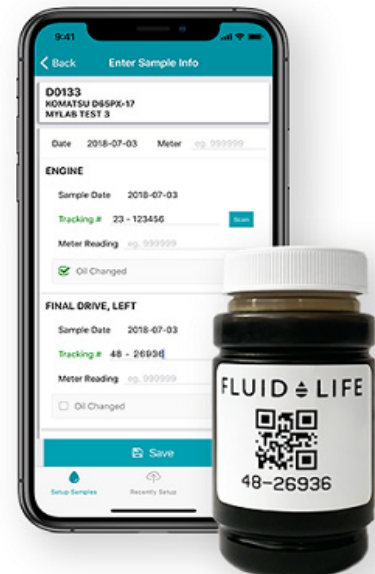
myLab™ Portal

Online access to oil analysis sample results lets you manage all aspects of your testing program. Powerful reporting tools let you track key findings and overall program statistics. myLab reporting helps you to quickly identify and resolve components in distress.

Sample Registration

We offer three methods for registering your oil analysis samples:

- **Mobile***: Register samples using a smartphone or tablet. Download Fluid Life's myLab Mobile app available for iOS and Android devices. (Can be used in off-line mode.)
- **Web***: Register samples online using the myLab portal. Print labels or paperless options available.
- **Sample Cards**: Download sample card forms from fluidlife.com or order cards with bottle orders (additional charges may apply).



*Requires a myLab portal account.

Sample Collection Procedures

The accuracy of the laboratory analysis is dependent on fluid sample quality. Collection of clean fluid samples representative of the main body of fluid are necessary for ensuring meaningful lab results. Erroneous readings may result from improper collection, handling, packaging and shipping practices prior to the sample being tested by the lab. For accurate comparison and trending of lab results over time, follow-up samples should be consistently taken from the same location using the same techniques as all previous samples.

- Remove the sample bottle cap only when ready to take the sample. Keep the cap clean. Do not put it in your pocket or let it get contaminated in any way.
- Do not allow any airborne dirt, etc. to enter the sample bottle.
- Avoid contamination of the sample. Replace the sample bottle cap immediately after filling the bottle approximately $\frac{3}{4}$ full.
- All samples taken should be immediately forwarded to the lab for processing.
- Ensure that all sampling valves and drain plugs are clean and free of debris before taking a fluid sample.
- Refer to the applicable machine Service Manual for sample valve and drain plug locations.
- Contact Fluid Life to purchase additional or replacement sample valves or drain plugs.
- In cases where fluid samples must be pumped or otherwise drawn out of a component reservoir or housing, a hand operated fluid suction pump is also available from Fluid Life.

Laboratory Locations

There are Fluid Life laboratories located in Canada and the United States, but your results are as close as an internet connection. myLab web access provides immediate 24/7 access to reports and data, graphs, transit time statistics and a variety of management reports. Reporting options can be customized for each user by sample severity and can include e-mail notification.

For more information on oil analysis testing and packages contact a Fluid Life Representative.

We're a company that's All Ways Reliable. From analysis and evaluation to planning and strategy, Fluid Life has the expertise to help you achieve a higher level of reliability.

FLUID LIFE
EQUIPMENT RELIABILITY SERVICES

EDMONTON, AB | BRANTFORD, ON | MINNEAPOLIS, MN | IRVING, TX
Toll Free: 877.962.2400 www.fluidlife.com

